

Starting in the 2025/2026 academic year, occupational health and safety training for newly enrolled lecturers will be available on the Medical University's e-Learning Platform, ŚLIWKA.

Login is done by entering your email address at @student.umw.edu.pl and your email password.

The occupational health and safety training is divided into two stages: a theoretical section (presentations during which students can present occupational health and safety and fire safety content) and a practical section – a 21-question test.

Registration for the occupational health and safety training is automatic.

To complete the training click: <https://plum.umw.edu.pl/>

Then, go to the My Courses tab select Occupational health and safety and fire protection



Then, after reviewing the training information, go to the "Educational Materials" tab and select "Training Content".



Attention! To complete the training, both the "Training Content" and the "Test" must be "Completed." For the "Training Content" section, you must complete the presentation 100% of the time, while for the "Final Test" section, you must answer 60% of the time correctly.

After selecting "Training Content" and after displaying the message and clicking the "Enter" button, the system will open the training content in a new tab.

To complete the training, you must complete this educational material in its entirety – the progress bar must reach 100%.

After completing the training, you can return to its content at any time if necessary.

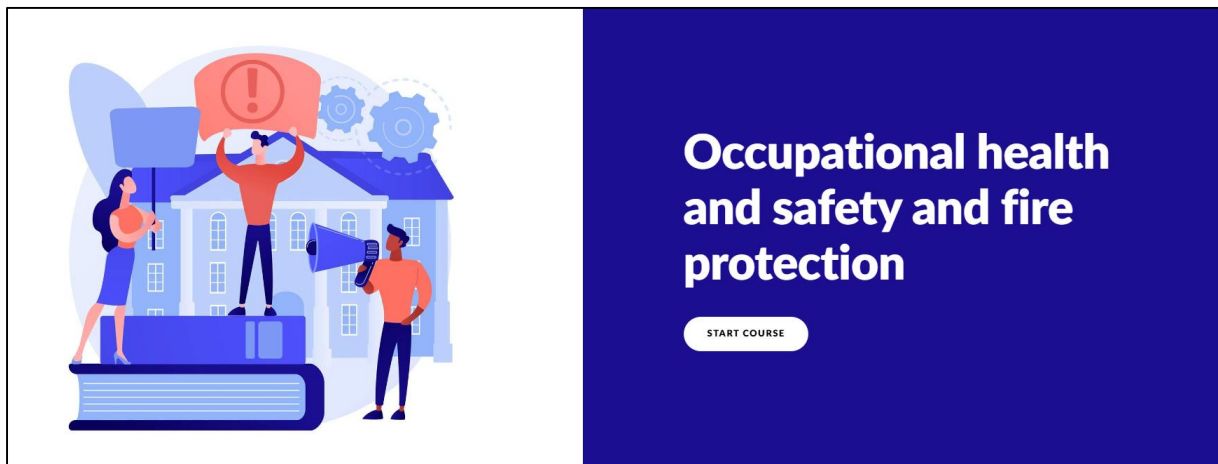
After completing this activity, a checkbox labeled "Start a new attempt" will appear under the "Enter" button. Selecting this option will reset your progress and prevent you from jumping between topics. To advance to a specific topic, you will need to complete the entire activity again sequentially.

To begin, click the "Enter" button.

Preview

Enter

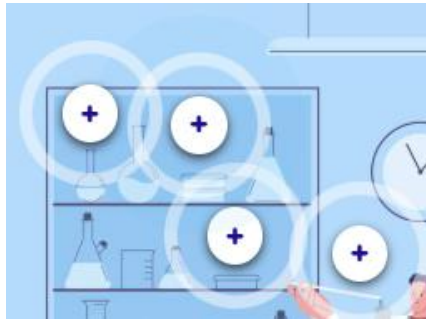
To begin, select the "Start Course" button



While viewing the presentation, please navigate through all tabs and familiarize yourself with their content. Otherwise, the training will not be considered completed, and the entire occupational health and safety training will be failed.

While viewing the content, open each tab so that the status bar on the left side of the screen is 100% filled. Subpages may appear as follows:






To proceed, please read the information hidden under EACH arrow, plus etc.

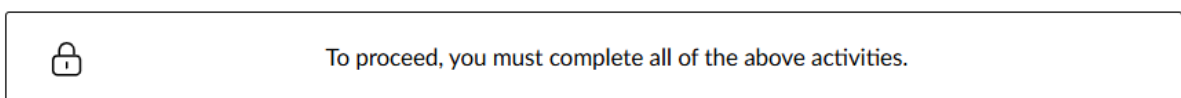


To proceed, expand the content by pressing the + sign



You must turn each card over to move on to the next content.

If this message appears:



This means that not all content has been opened and you need to go back to each segment and re-read the content in that segment by opening tabs.



The "Next" button indicates that all content in a given category has been opened and the student can move on to the next category.

You can track your progress in the upper left corner:



After going through the practical training content and seeing such a message, please return to the PLUM e-learning platform


**The training has been completed.**

**You can close this browser window and return to the PLUM e-learning platform.**


Then start the training test:

Materials

50% complete

 Training content

Completion ▾

 Final test

Completion ▾

To pass, you must answer at least 60% of the questions correctly. Each student has two attempts to take the test.

If you fail the test, the course is considered failed.

Completed occupational health and safety training is confirmed by a certificate.

Please note: Please do not submit certificates to the Dean's Office yourself.